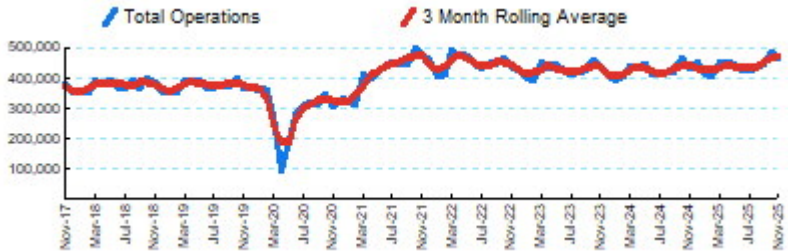




1.Total Business Jet Operations



Source: ETMSC  
Note: Operations refer to arrivals and departures.

2.Year Over Year Change in Business Jet Operations  
Dec 24 - Nov 25 vs. Dec 23 - Nov 24



Source: ETMSC

3.Monthly Trends

Month	Total			Domestic			International		
	2024-2025	2023-2024	Change	2024-2025	2023-2024	Change	2024-2025	2023-2024	Change
Dec	450,052	413,422	8.86%	377,824	346,972	8.89%	72,228	66,450	8.70%
Jan	417,750	391,882	6.60%	347,632	324,236	7.22%	70,118	67,646	3.65%
Feb	403,938	407,026	-0.76%	340,166	343,466	-0.96%	63,772	63,560	0.33%
Mar	454,276	440,950	3.02%	379,946	365,530	3.94%	74,330	75,420	-1.45%
Apr	447,690	434,356	3.07%	376,824	368,116	2.37%	70,866	66,240	6.98%
May	446,010	445,256	0.17%	385,798	384,132	0.43%	60,212	61,124	-1.49%
Jun	429,208	414,904	3.45%	371,580	357,112	4.05%	57,628	57,792	-0.28%
Jul	430,672	414,196	3.98%	373,894	360,864	3.61%	56,778	53,332	6.46%
Aug	432,982	417,066	3.82%	378,514	365,200	3.65%	54,468	51,866	5.02%
Sep	446,108	422,950	5.48%	395,500	373,296	5.95%	50,608	49,654	1.92%
Oct	486,786	464,564	4.78%	431,244	411,040	4.92%	55,542	53,524	3.77%
Nov	468,754	431,786	8.56%	404,356	368,504	9.73%	64,398	63,282	1.76%
Total	5,314,226	5,098,358	4.23%	4,563,278	4,368,468	4.46%	750,948	729,890	2.89%

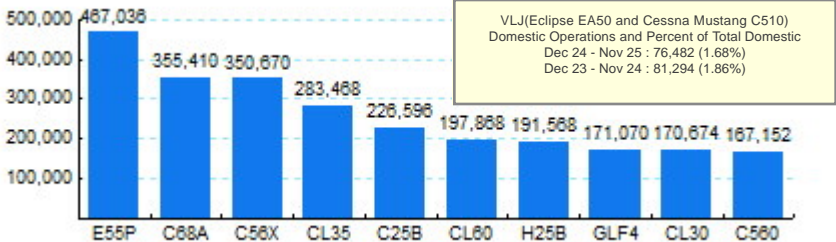
Source: ETMSC  
Note: International flights include US to Foreign, Foreign to US and all foreign operations.

4.Overall Trends (Calendar Year)

Year	Total		Domestic		International	
	Operations	Change	Operations	Change	Operations	Change
2015	4,291,174		3,605,060		686,114	
2016	4,349,740	1.36%	3,667,338	1.73%	682,402	-0.54%
2017	4,483,614	3.08%	3,793,700	3.45%	689,914	1.10%
2018	4,520,968	0.83%	3,824,528	0.81%	696,440	0.95%
2019	4,533,920	0.29%	3,836,578	0.32%	697,342	0.13%
2020	3,501,192	-22.78%	3,033,148	-20.94%	468,044	-32.88%
2021	5,099,528	45.65%	4,421,070	45.76%	678,458	44.96%
2022	5,369,454	5.29%	4,577,730	3.54%	791,724	16.69%
2023	5,139,626	-4.28%	4,362,470	-4.70%	777,156	-1.84%
2024	5,134,988	-0.09%	4,399,320	0.84%	735,668	-5.34%
2025*	4,864,174		4,185,454		678,720	

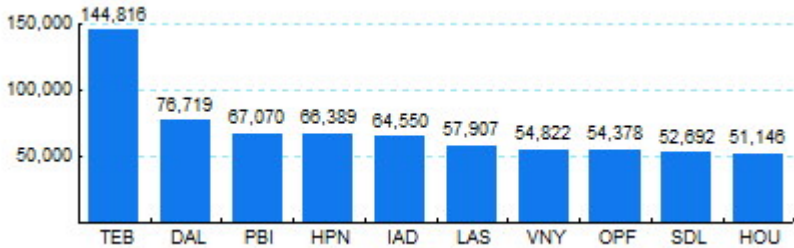
\* - Year to date  
Source: ETMSC  
Note: International flights include US to Foreign, Foreign to US and all foreign operations.

5.Top Ten Aircraft for Domestic Business Jet Operations  
Dec 24 - Nov 25



Source: ETMSC

6.Top Ten Airports for Domestic Business Jet Operations  
Dec 24 - Nov 25



Source: ETMSC