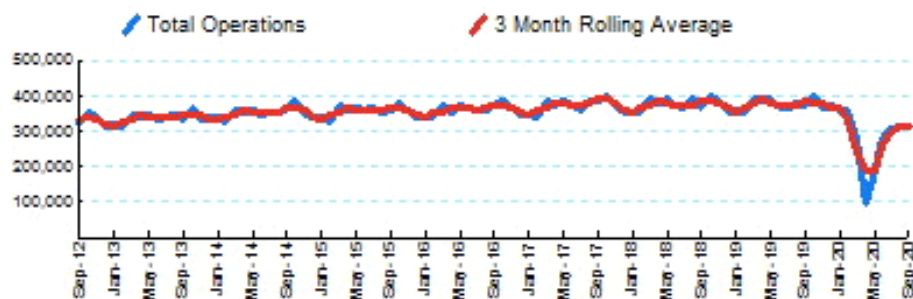
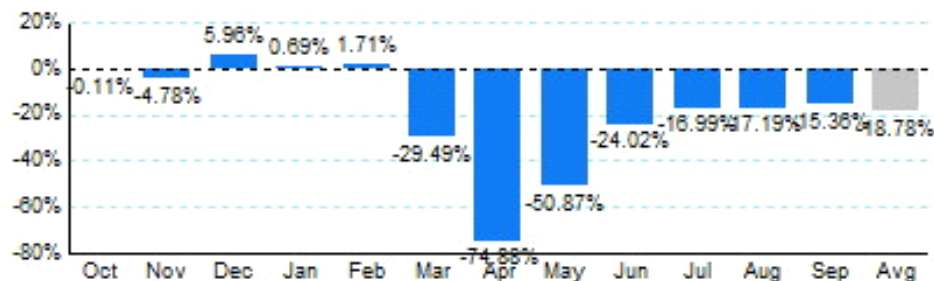




## 1.Total Business Jet Operations



## 2.Year Over Year Change in Business Jet Operations Oct 19 - Sep 20 vs. Oct 18 - Sep 19



## 3.Monthly Trends

	Total			Domestic			International		
Month	2019-2020	2018-2019	Change	2019-2020	2018-2019	Change	2019-2020	2018-2019	Change
Oct	401,880	402,306	-0.11%	348,080	347,322	0.22%	53,800	54,984	-2.15%
Nov	368,566	387,060	-4.78%	313,090	326,598	-4.14%	55,476	60,462	-8.25%
Dec	375,576	354,452	5.96%	316,880	297,112	6.65%	58,696	57,340	2.36%
Jan	363,402	360,924	0.69%	304,656	302,046	0.86%	58,746	58,878	-0.22%
Feb	359,568	353,508	1.71%	303,900	297,578	2.12%	55,668	55,930	-0.47%
Mar	278,300	394,684	-29.49%	228,906	328,314	-30.28%	49,394	66,370	-25.58%
Apr	97,742	389,114	-74.88%	85,032	325,482	-73.88%	12,710	63,632	-80.03%
May	192,926	392,716	-50.87%	175,068	332,332	-47.32%	17,858	60,384	-70.43%
Jun	280,714	369,474	-24.02%	252,836	309,024	-18.18%	27,878	60,450	-53.88%
Jul	307,218	370,078	-16.99%	267,628	313,026	-14.50%	39,590	57,052	-30.61%
Aug	318,026	384,038	-17.19%	278,522	330,448	-15.71%	39,504	53,590	-26.28%
Sep	316,022	373,362	-15.36%	280,788	320,278	-12.33%	35,234	53,084	-33.63%
Total	3,659,940	4,531,716	-19.24%	3,155,386	3,829,560	-17.60%	504,554	702,156	-28.14%

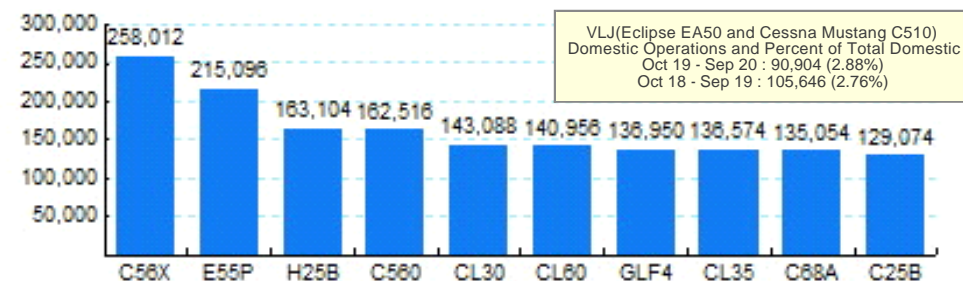
Source: ETMSC  
Note: International flights include US to Foreign, Foreign to US and all foreign operations.

## 4.Overall Trends (Calendar Year)

	Total		Domestic		International	
Year	Operations	Change	Operations	Change	Operations	Change
2010	3,842,314		3,212,132		630,182	
2011	3,955,400	2.94%	3,323,596	3.47%	631,804	0.26%
2012	3,982,236	0.68%	3,315,438	-0.25%	666,798	5.54%
2013	4,072,848	2.28%	3,394,942	2.40%	677,906	1.67%
2014	4,235,910	4.00%	3,527,038	3.89%	708,872	4.57%
2015	4,291,174	1.30%	3,605,060	2.21%	686,114	-3.21%
2016	4,349,740	1.36%	3,667,338	1.73%	682,402	-0.54%
2017	4,483,614	3.08%	3,793,700	3.45%	689,914	1.10%
2018	4,520,968	0.83%	3,824,528	0.81%	696,440	0.95%
2019	4,533,920	0.29%	3,836,578	0.32%	697,342	0.13%
2020*	2,513,918		2,177,336		336,582	

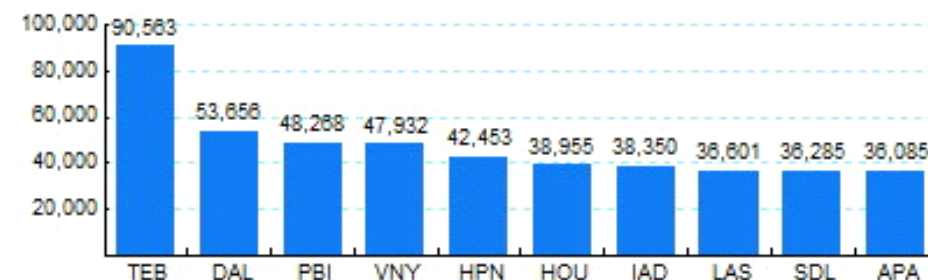
\* - Year to date  
Source: ETMSC  
Note: International flights include US to Foreign, Foreign to US and all foreign operations.

## 5.Top Ten Aircraft for Domestic Business Jet Operations Oct 19 - Sep 20



Source: ETMSC

## 6.Top Ten Airports for Domestic Business Jet Operations Oct 19 - Sep 20



Source: ETMSC