



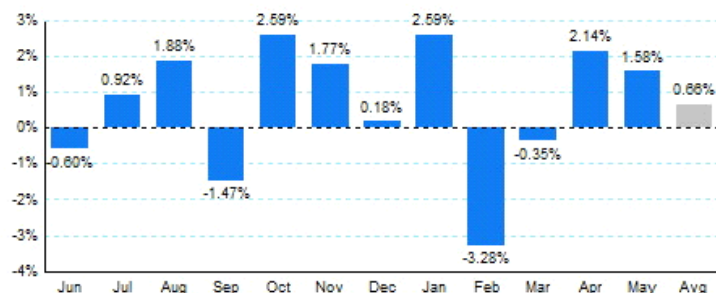
1.Total Business Jet Operations



Source: ETMSC

Note: Operations refer to arrivals and departures.

2.Year Over Year Change in Business Jet Operations Jun 12 - May 13 vs. Jun 11 - May 12



Source: ETMSC

3.Monthly Trends

Month	Total			Domestic			International		
	2012-2013	2011-2012	Change	2012-2013	2011-2012	Change	2012-2013	2011-2012	Change
Jun	328,024	329,990	-0.60%	271,092	279,718	-3.08%	56,932	50,272	13.25%
Jul	322,338	319,412	0.92%	267,216	270,450	-1.20%	55,122	48,962	12.58%
Aug	339,570	333,312	1.88%	286,980	282,140	1.72%	52,590	51,172	2.77%
Sep	324,458	329,308	-1.47%	271,124	278,392	-2.61%	53,334	50,916	4.75%
Oct	351,366	342,508	2.59%	297,360	290,572	2.34%	54,006	51,936	3.99%
Nov	340,076	334,156	1.77%	281,208	281,780	-0.20%	58,868	52,376	12.39%
Dec	311,916	311,346	0.18%	255,858	257,328	-0.57%	56,058	54,018	3.78%
Jan	320,226	312,136	2.59%	265,006	259,080	2.29%	55,220	53,056	4.08%
Feb	313,728	324,368	-3.28%	261,520	271,718	-3.75%	52,208	52,650	-0.84%
Mar	348,192	349,422	-0.35%	286,036	286,988	-0.33%	62,156	62,434	-0.45%
Apr	341,802	334,644	2.14%	285,052	278,978	2.18%	56,750	55,666	1.95%
May	349,350	343,918	1.58%	290,614	287,836	0.97%	58,736	56,082	4.73%
Total	3,991,046	3,964,520	0.67%	3,319,066	3,324,980	-0.18%	671,980	639,540	5.07%

Source: ETMSC

Note: International flights include US to Foreign, Foreign to US and all foreign operations.

4.Overall Trends (Calendar Year)

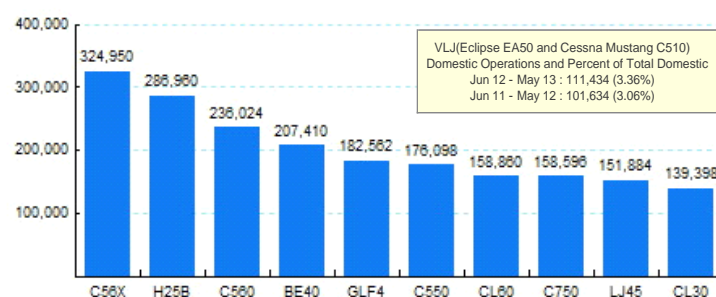
Year	Total		Domestic		International	
	Operations	Change	Operations	Change	Operations	Change
2005	4,727,826		4,191,692		536,134	
2006	4,745,746	0.38%	4,166,506	-0.60%	579,240	8.04%
2007	4,824,960	1.67%	4,180,510	0.34%	644,450	11.26%
2008	4,291,104	-11.06%	3,681,606	-11.93%	609,498	-5.42%
2009	3,449,204	-19.62%	2,929,476	-20.43%	519,728	-14.73%
2010	3,842,314	11.40%	3,212,132	9.65%	630,182	21.25%
2011	3,955,400	2.94%	3,323,596	3.47%	631,804	0.26%
2012	3,982,236	0.68%	3,315,438	-0.25%	666,798	5.54%
2013*	1,673,298		1,388,228		285,070	

* - Year to date

Source: ETMSC

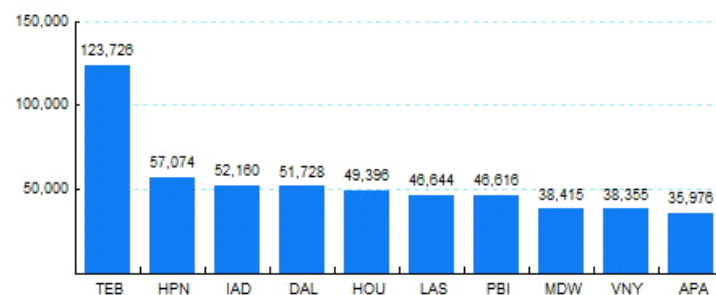
Note: International flights include US to Foreign, Foreign to US and all foreign operations.

5.Top Ten Aircraft for Domestic Business Jet Operations Jun 12 - May 13



Source: ETMSC

6.Top Ten Airports for Domestic Business Jet Operations Jun 12 - May 13



Source: ETMSC

Comments: